BVI

ISOPURE SERENITY TORIC
ENHANCED MONOFOCAL IOL

ISOPURE SERENITY
ENHANCED MONOFOCAL IOL

# Expand Everyday Vision

## The standard of care for your monofocal patients

**ISOPURE SERENITY Enhanced Monofocal IOL**

Expanding the range of vision while maintaining the uncompromised visual quality of a monofocal platform.

# Uncompromised quality and extended range of vision

**ISOPURE SERENITY provides excellent distance vision while extending functional intermediate vision, maintaining the visual quality, contrast sensitivity and photic phenomena profile expected from a monofocal IOL.[1-2]**

- **98%** of patients achieved **20/20 distance vision**.[1]
- **77%** of patients achieved **20/32 intermediate vision** at 80 cm and 66 cm.[1]
- **Excellent contrast sensitivity and photic phenomena** comparable to a standard aspheric monofocal IOL.[2]
- Clinical evidence across **different patient populations**.[3]

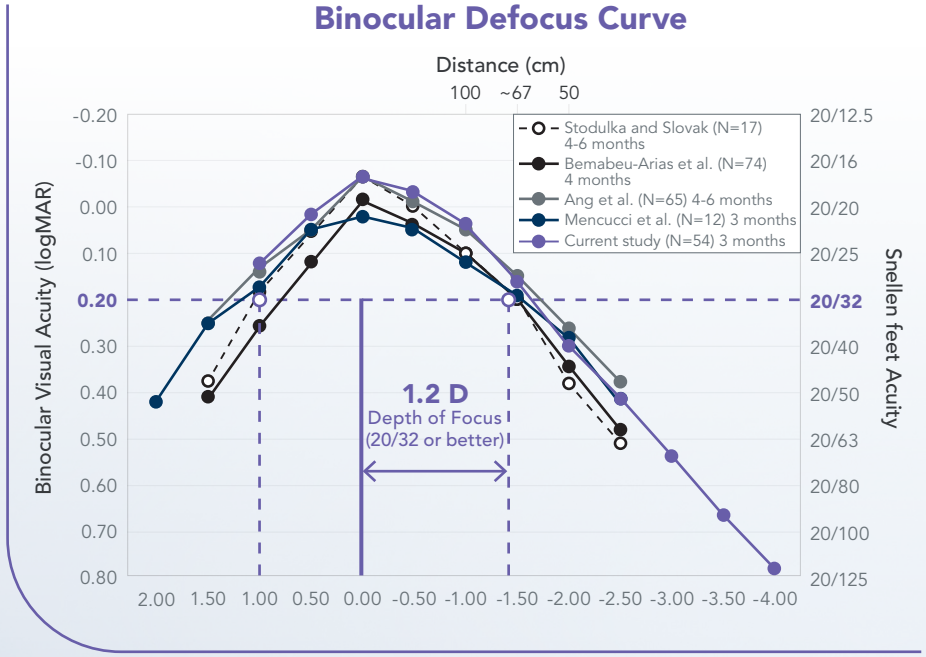


Mean photopic binocular defocus curve. Data from published ISOPURE SERENITY studies are shown for comparison.[1]

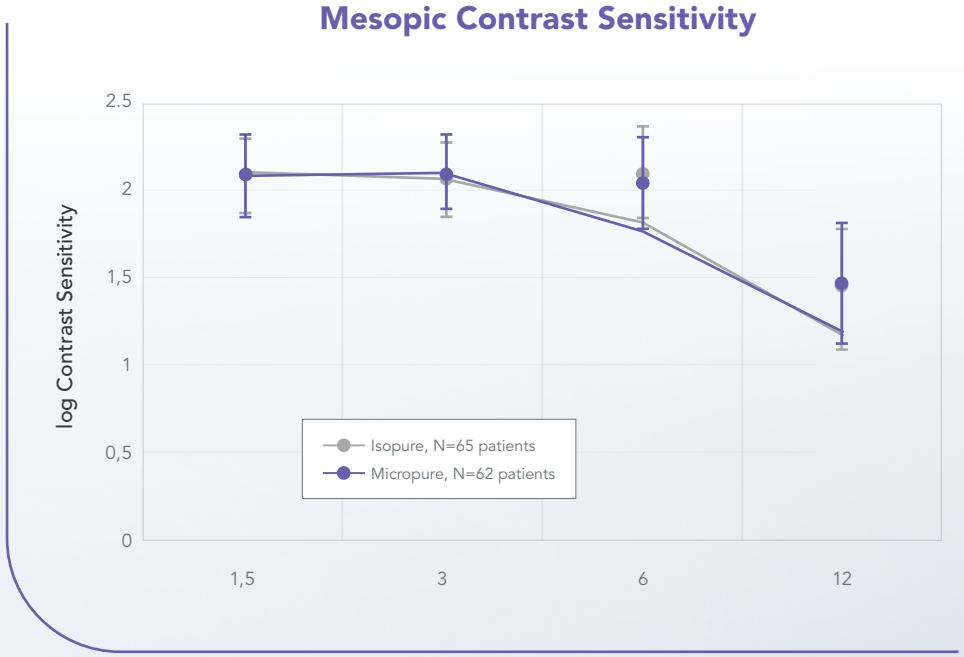


Mean binocular mesopic contrast sensitivity comparing ISOPURE 1.2.3 and Micropure 1.2.3 IOLs at 4–6 months post-surgery.[2,3]

# Power-optimized for consistent optical performance

**ISOPURE SERENITY features proprietary ISOFOCAL™ technology, based on a continuous aspheric optical design that maintains consistent optical performance across the full dioptric range.**

Unlike conventional aspheric IOLs, the **optical profile is specifically engineered for each lens power** to provide **visual performance and monofocal-like visual quality.**[4-6]

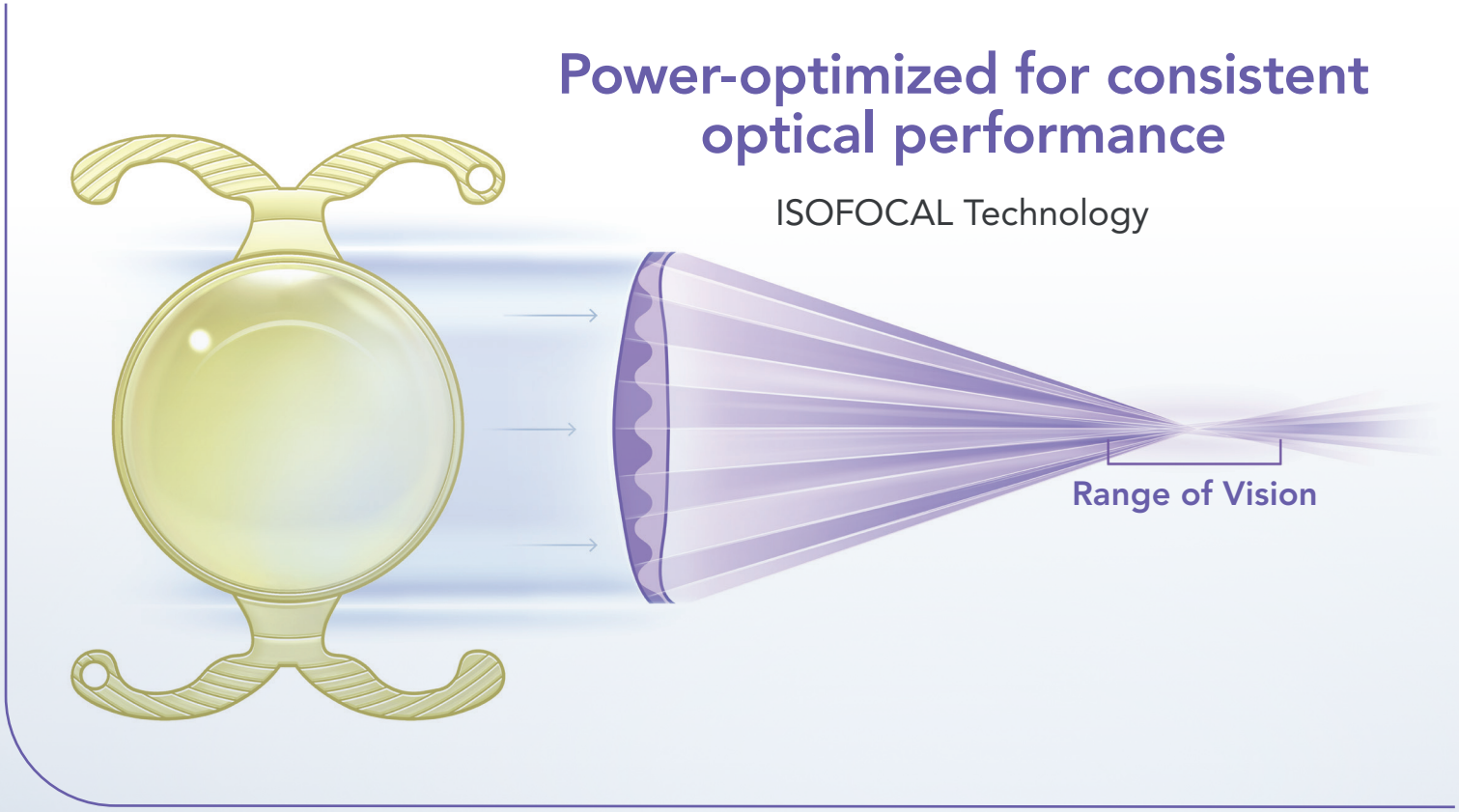


- **Aspherical anterior and posterior surfaces working together to increase depth of focus**
- **Continuous, power-optimized spherical aberration across the full optical surface**




Please note that these drawings are for illustrative purposes only and serve as a general representation of the Intraocular Lens (IOL) design.

# Excellent stability, maneuverability and accuracy

**Built on the clinically proven POD Platform, ISOPURE SERENITY combines optimal rotational stability, maneuverability and high refractive accuracy featuring BVI's unique open double C-loop haptic design.**

The **same trusted platform** also supports the ISOPURE SERENITY family, including **ISOPURE SERENITY Toric, extending these benefits to accurate astigmatism correction**.[7-13]

- **1.22° average rotation**[7]
- **98% of eyes rotated <10°**[7]

**1.22°**

**average rotation for the PODEYE Toric lens.**

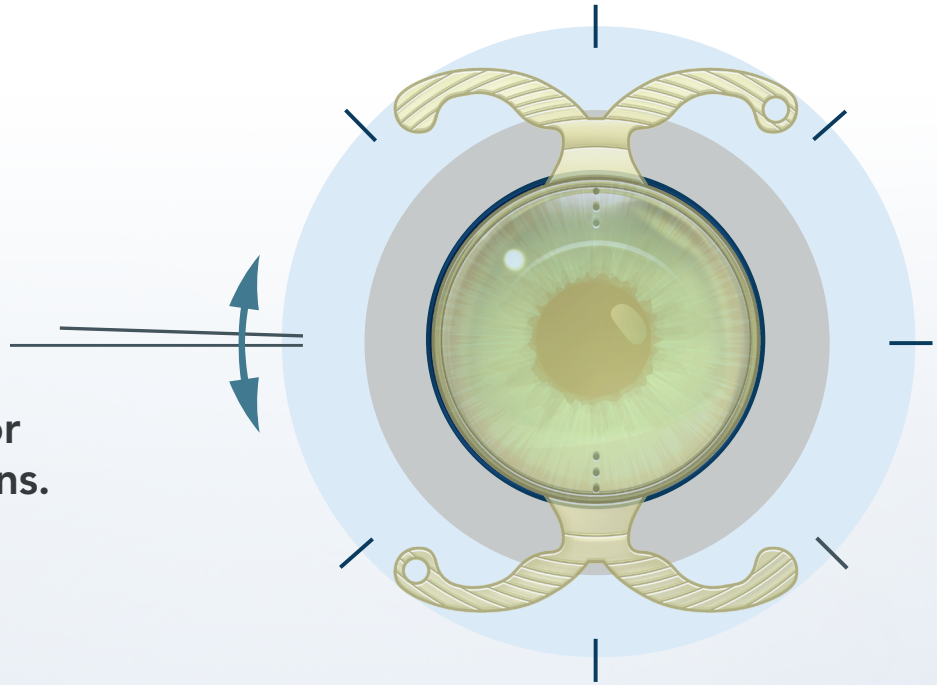

N = 94 eyes

# Monofocal-like surgical workflow

**ISOPURE SERENITY fits naturally into routine cataract surgery while expanding what you can offer your monofocal patients.**

Its non-diffractive optical design supports **straightforward patient counselling**, while **handling, implantation and surgical technique remain as familiar as with a conventional monofocal IOL**.

## Technical Specifications

| Model | ISOPURE SERENITY |
|---|---|
| Material | GFY Hydrophobic Acrylic |
| Overall diameter | 11.40mm |
| Optic diameter | 6.00mm |
| Optic | Polynomial Surface Design |
| Haptic design | Double C-Loop with Ridgetech & Posterior Angulated Haptic |
| Filtration | UV & Blue Light |
| Refractive index | 1.53 |
| Abbe number | 42 |
| Injection system | Medicel Accuject Injector 2.0 / 2.1 / 2.2* |
| Spherical power[23] | +10D to +30D (0.5D steps) +31D to +35D (1D steps) |
| Suggested A constant[22] | **Interferometry** |
| | **Hoffer Q: pACD** 5.85 |
| | **Holladay 1: Sf** 2.06 |
| | **Barrett: LF** 2.09 |
| | **SRK/T: A** 119.40 |
| | **Haigis: a0; a1; a2** 1.70; 0.4; 0.1 |

| | ISOPURE SERENITY TORIC 1.0 | ISOPURE SERENITY TORIC 1.5 | ISOPURE SERENITY TORIC 2.25 | ISOPURE SERENITY TORIC 3.0 | ISOPURE SERENITY TORIC 3.75 | ISOPURE SERENITY TORIC 4.5 | ISOPURE SERENITY TORIC 5.25 | ISOPURE SERENITY TORIC 6.0 |
|---|---|---|---|---|---|---|---|---|
| Cylinder power at IOL plane | 1.00D | 1.50D | 2.25D | 3.00D | 3.75D | 4.50D | 5.25D | 6.00D |
| Cylinder power at corneal plane | 0.68D | 1.03D | 1.55D | 2.06D | 2.57D | 3.08D | 3.60D | 4.11D |

*The Medicel Accuject Injector 2.0 should be used for lenses up to +24.5D and Medicel Accuject 2.1 / 2.2 is to be used for the full range.

# Expand Everyday Vision

## The standard of care for your monofocal patients

**The ISOPURE SERENITY family is designed to expand everyday vision while preserving the visual quality and familiar workflow expected from a monofocal IOL. With ISOPURE SERENITY and ISOPURE SERENITY Toric, you can address a broader range of patients' needs on the same trusted platform.**

- **Uncompromised quality and extended range of vision**
- **Power-optimized for consistent optical performance**
- **Excellent stability, maneuverability and accuracy**
- **Monofocal-like surgical workflow**

**References:**

**1.** Daya S, Akahoshi T, Bosc C, et al. Clinical outcomes of a multicenter study following implantation of an isofocal optic IOL with double C-loop haptics. *Clin Ophthalmol.* 2025;19:3121–3131. **2.** Ang RET, Stodulka P, Poyales F. Prospective randomized single-masked study of bilateral isofocal optic-design or monofocal intraocular lenses. *Clin Ophthalmol.* 2023;17:2231–2242. **3.** Akahoshi T. Evaluation of Clinical Outcomes of an Isofocal Optic-Design Intraocular Lens with double C-Loop Haptics in Eyes with Glaucoma. *J Clin Med.* 2026, 15, 5730 **4.** BVI internal data. **5.** Lago CM, de Castro A, Benedí-García C, Aissati S, Marcos S. Evaluating the effect of ocular aberrations on the simulated performance of a new refractive IOL design using adaptive optics. *Biomed Opt Express.* 2022;13(12):6682. **6.** Pérez-Sanz L, González Fernández V, Gómez-Pedrero JA, et al. Optical and clinical outcomes of an isofocal intraocular lens vs. a monofocal standard lens. *Life.* 2023;13:2001. **7.** Ang RET, Tañá-Rivero P, Pastor-Pascual F, et al. Visual and refractive outcomes after bilateral implantation of a biconvex aspheric toric monofocal intraocular with a double C-loop haptic design. *Clin Ophthalmol.* 2023;17:2765–2776. **8.** Ang RET. Long-term trifocal toric intraocular lens outcomes in Asian eyes after cataract surgery. *J Cataract Refract Surg.* 2023;49(8):832–839. **9.** Daya S, Espinosa Lagana M. Visual and refractive outcomes of a new hydrophobic trifocal toric intraocular lens. *Clin Ophthalmol.* 2024;18:997–1007. **10.** Akahoshi T. Hydrophobic trifocal toric intraocular lens outcomes in Japanese eyes after cataract surgery. *Clin Ophthalmol.* 2024;18:2021–2031. **11.** Ang RET. PODEYE toric clinical outcomes. Presentation, BVI Advisory Board meeting, Boston, 2024. **12.** Torio et al. Comparison of the Rotational Stability of Different Toric Intraocular Lens Implants. *Philipp J Ophthalmol.* 2014;39:67-72. **13.** Abulafia A, Koch DD. New regression formula for toric intraocular lens calculations. *J Cataract Refract Surg.* 2016;42:663–671.

**Contact Information:**
www.bvimedical.com/customer-support/

CE MDR 735726 R000
BVI and all other trademarks (unless noted otherwise) are property of BVI. BVI ©2026

BVI
bvimedical.com

1915344-01