

PhysIOL

ADVANCED OPTICAL SOLUTIONS

FINE EDOF TECHNOLOGY by PhysIOL



When
visual quality
joins
visual acuity



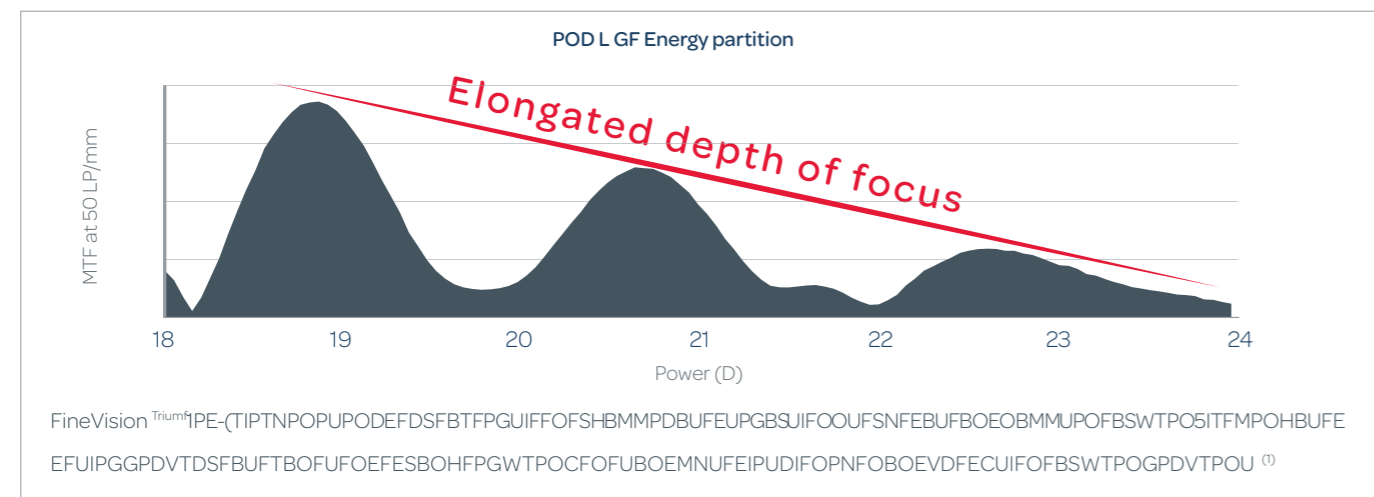
FineVision Triumf

FineVision Triumf is an EDOF trifocal lens offering a unique elongated depth of focus covered by LCA correction, which provides quality of vision at all distances and reduces the risk of side effects like photic and negative dysphotopsia phenomena.

* FineVision Triumf is patented pending.

FINE EDOF technology by PhysiOL

The modified energy distribution displays an elongated depth of focus creating a smooth transition of the energy over all distances and offering a «physiological» energy distribution with vision at all distances.



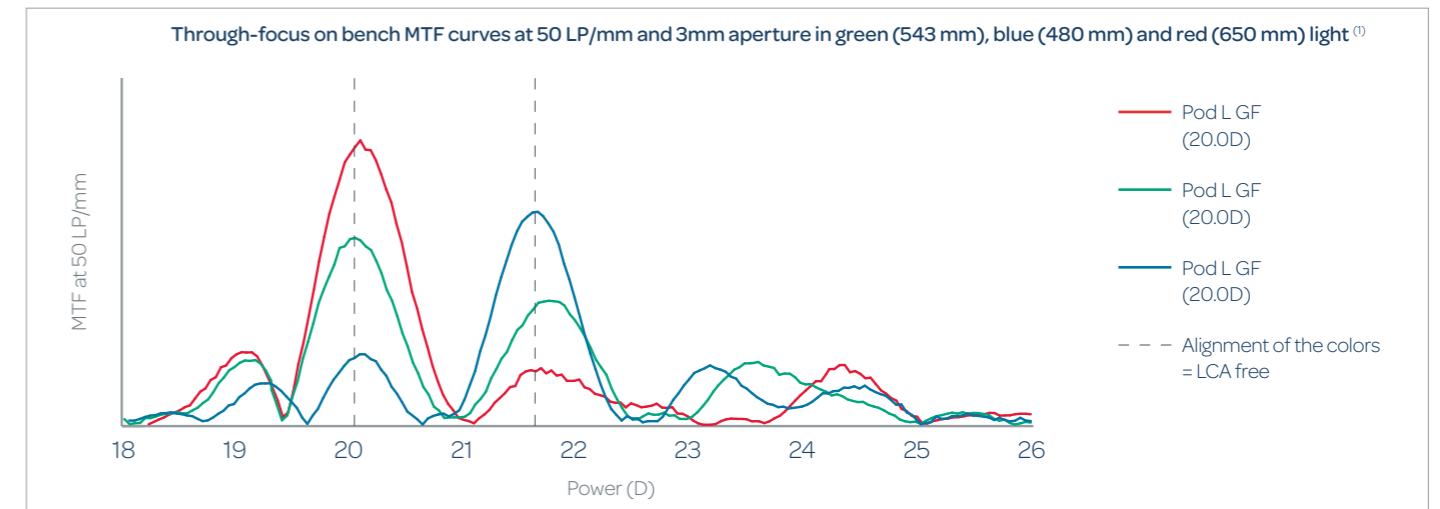
LCA technology

Longitudinal chromatic aberration (LCA) would be clinically deleterious for contrast sensitivity under white light providing patients enhanced image quality across a wide and extended range of focus points.

The FINE EDOF technology provides patients with high contrast sensitivity for intermediate and far vision in addition to good near vision with very minimal changes of the three visions under mesopic conditions. ⁽¹⁾

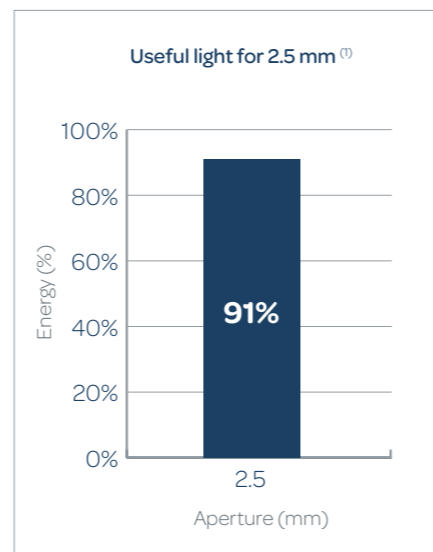
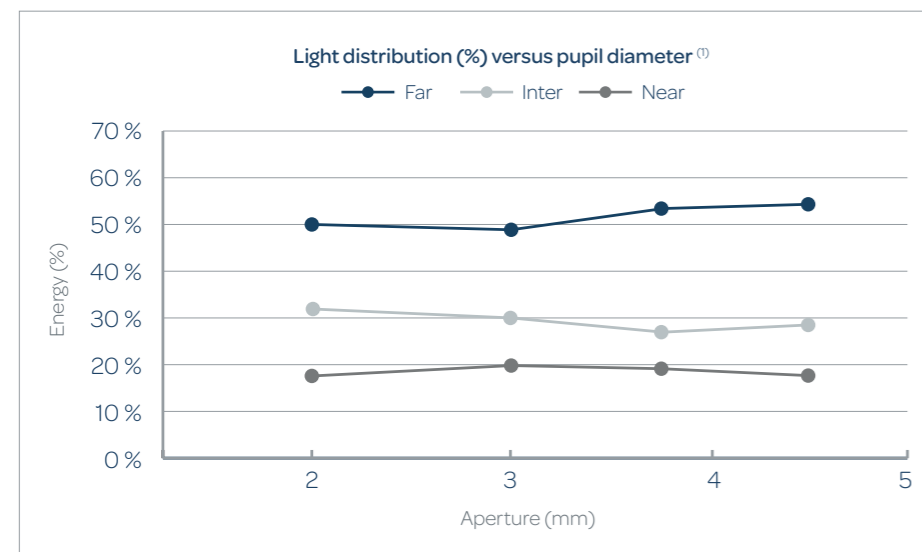
What do studies say?

"Results show that for most human eyes, the impact of chromatic aberration on vision is much stronger than that of higher-order aberrations..." ⁽²⁾



Light transmission

FineVision Triumf ensures maximum light transfer thanks to its unique elongated depth of focus.

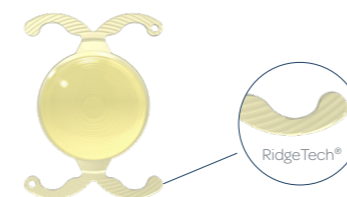
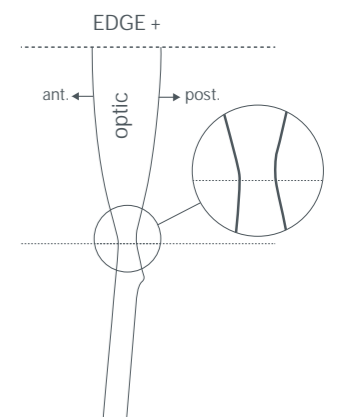


What do studies say?

In a study of 250 consecutive patients who underwent cataract surgery with a single-piece acrylic hydrophobic IOL, Osher reported that 15.2% experienced negative dysphotopsias on postoperative day 1, decreasing to 3.2% at 1 year and 2.4% at 2 to 3 years. ⁽³⁾

Edge+: negative dysphotopsia reduction

The FineVision Triumf features the new Edge+ technology characterized by a concave edge onto the back optic periphery that reduces the risk of negative dysphotopsia.




FineVision^{Triumf} technical specifications



FINEVISION TRIUMF
EDOF TRIFOCAL OPTIC



Commercial name	Pod L GF		
Material	PhysIOL G-free® (hydrophobic acrylic glistening-free)*		
LCA	Chromatic aberration-free** 		
Overall diameter	11.40 mm		
Optic diameter	6.00 mm		
Optic	Biconvex aspheric (-0.11μ SA)		
Haptic design	Double C-loop & RidgeTech®		
Filtration	UV & blue light		
Refractive index	1.52		
Abbe number	42		
Angulation	5°		
Additional power	Elongated depth of focus energy with + 1.75D & + 3.50D addition		
Injection system	Medicel Accuject 2.0 from 10D to 24.5D Medicel Accuject 2.1 / 2.2 from 25D to 35D		
Incision size	≥ 2.0 mm		
Spherical power	10D to 35D (0.5D steps)		
Square edge	360°		
Nominal manufacturer A constant	119.40		
Suggested A constant***		Interferometry	Ultrasound
	Hoffer Q: pACD	5.85	5.59
	Holladay 1: Sf	2.06	1.80
	Barrett: LF	2.09	-
	SRK/T: A	119.40	119.05
	Haigis****: a0; a1; a2	1.70; 0.4; 0.1	1.214; 0.4; 0.1

* The PhysIOL G-free® is patented since 2010. ** For far and intermediate vision. *** Estimates only; surgeons are recommended to use their own values based upon their personal experience. Refer to our website for updates. **** Not optimized.

References:

- (1) Data on file with PhysIOL.
- (2) Zhai Y, Wang Y, Wang Z, et al.: Construction of special eye models for investigation of chromatic and higher-order aberrations of eyes. Biomed Mater Eng 2014; 24(6):3073–3081.
- (3) Osher RH. : Negative dysphotopsia: long-term study and possible explanation for transient symptoms. J Cataract Refract Surg. 2008;34(10):1699-1707.

Other FINE solutions



Distributed by

Note: The PhysIOL intraocular lenses are not FDA approved.



PhysIOL sa/nv - Liège Science Park - Allée des Noisetiers 4 - 4031 Liège - Belgium
t. +32 (0)4 361 05 49 - f. +32 (0)4 361 05 30 - info@physiol.be - www.physiol.eu

