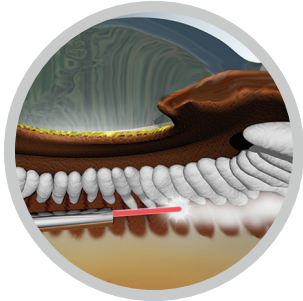




BVI

The Top Ten Reasons You Should Perform ECP With Cataract Procedures



10 EASY TO DO


Adds only 2-4 minutes to the procedure

9 TITRATABLE

No reports of hypotony or phthisis as a primary procedure with more than 1,000 cases with 5 years' follow-up and more than 50,000 cases worldwide in the past 10 years

8 REPEATABLE

Can treat full 360°



7 VALUE ADDED FOR PATIENTS

Phaco-ECP is proven to further decrease IOP and the number of meds than phaco alone

6 NO ADDITIONAL PATIENT FOLLOW UPS


Only Patients with phaco procedures need to be seen

5 NO LONG TERM COMPLICATIONS

No incidents of hypotony, macular edema, or retinal detachment

4 CONJUNCTIVA IS LEFT UNDISTURBED

If necessary, selective laser trabeculoplasty, repeat ECP, trabeculectomy or glaucoma drainage devices can be done subsequently



3 NO EARLY OR LATE COMPLICATIONS


Unlike trabeculectomy or shunt procedures

2 REIMBURSABLE

CPT Code 66711 covers more than procedure costs for both surgeon and facility

1 ECP OFFERS A NEW PERSPECTIVE

A new view for surgeons, revealing a different look at cataracts, pathologic ciliary processes, zonules, capsular defects, etc.



— Stanley J. Berke, M.D.

Beaver-Visitec International, Inc.
500 Totten Pond Road – 10 CityPoint, Waltham, MA 02451
Tel: 1.866.906.8080 Fax: 1.866.906.4304
bvimedical.com, endooptiks.com

Beaver-Visitec International Sales Ltd
85b Park Drive, Milton Park,
Abingdon, Oxfordshire, OX14 4RY, UK
Tel: 44.1865.601.256 Fax: 44.1865.595.761